



# Kemsing Scouts HALLOWEEN TRAIL

## ***Enjoy a spooky walk over the North Downs***

Follow our 5 kilometer Halloween trail, starting at the car park by the tennis courts and heading through some of our most haunted countryside possible before making a return. Keep an eye out for spooktacular decorations made by our youngsters.




## **CRIPPY**

Did you know that Kemsing church has a tradition of being haunted by a knight? Apparently the knight is believed to have been one of the four knights that murdered Thomas a Becket on 29th December 1170.

The following is an extract from the Kent and Sussex Courier:

*'in Kemsing, a devout knight in shining armour is known to clank silently into St Mary's Church, kneel down to pray at the altar for a moment, then vanish for another year. December 29 is his anniversary.'*

Some Kemsing residents say that on 29th December you can hear the sound of 3 sharp taps on the front door of the Church. They say it is the knight announcing his entrance with the hilt of his sword on the door. Over the years a dent has formed.....can you find it? Do you feel the presence of the knight?

The trail uses **what3words app**  to specify locations. Simply open the app and enter or voice in the 3 words representing each point (listed below) and you will be able to follow the trail.

---



What is what3words? The app divides the world into 3 metre squares and gives each square a unique combination of three words. It's the easiest way to find and share exact locations to meet up with friends or to help in an emergency. Many emergency services around the world now accept 3 word addresses from callers. When it's hard to describe where you are in an emergency, you only need to read out three words for 999 to know exactly where to find the incident.

---



### What you may need to bring

- Some parts of the route are a bit slippery after rain, so boots are useful
- You may want to take a snack and drink to maintain energy levels
- There are several gates on route and you may want to carry some sanitizer to use after opening the gates or consider a pair of gloves
- Please ensure your phone battery is well charged!

Remember to download **the what3words app** before you leave. There is a very short tutorial provided in the menu bar - in less than a minute, you'll be an expert!

### Following the trail

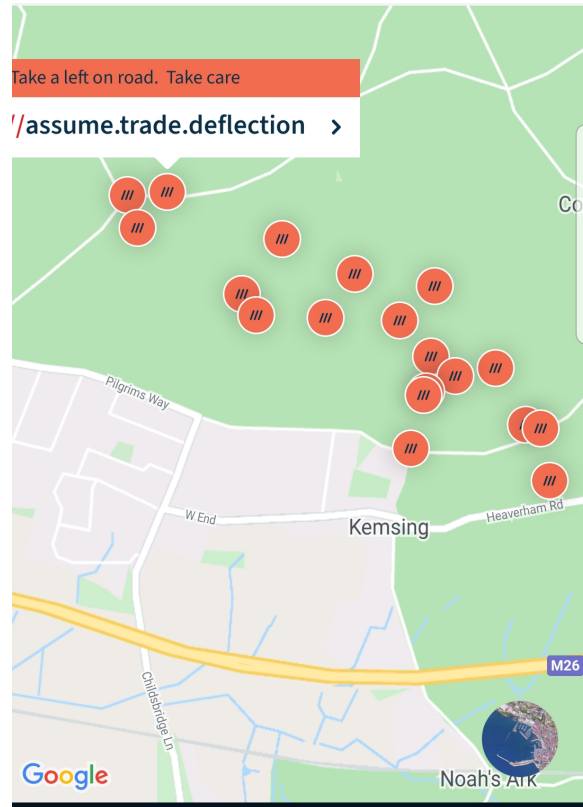
1. Use what3words to find location Number 1
2. When you arrive at this location look out for a Halloween decoration to check you've made it to the right spot  
(the discs have been made by Beavers, Cubs and Scouts with a bit of adult support)
3. Use what3words to find the next location, find the disc and so on
4. There are 19 locations to find. You can zoom in and/or press the satellite icon on the bottom, right hand side of the map to see an aerial image of your location. This may help with a view of where you are.
5. Remember, just use your phone as an aid. Enjoy the countryside and views!

The shared what3words list can be found at <https://what3words.com/list/2123338503>


Please note that in some spots the satellite signal might mean that the positioning is out by a few metres.

Please make some allowance for signals not being exact where there are trees overhead and use your judgement.

There should be no need to be crawling through any fences or not to use gates, etc.



No.	What 3 words	Description
1	///front.bronze.voices	1 Start at top of car park by tennis club and head uphill following the field edge  <i>Site of the 1962 tennis court massacre. 2 rackets were brutally snapped in a fit of rage</i>
2	///spite.artist.fault	2 at top bear slightly left to cross road with gate immediately opposite
3	///lowest.purely.hill	3 Through gate turn right and climb the downs
4	///lasts.raves.ballots	4 Enjoy the view. Turn left just before gate and keep fence on right
5	///points.spare.analogy	5 Bench with a view before a slight descent to a gate on right  <i>Site of the infamous 1981 toboggan accident. Eye witness accounts say Steve 'no fear' Higgins left this same spot on his toboggan and reached such high speeds that when he hit a bump near the bottom of the hill he took off and cleared the trees. He disappeared without a trace. Well that was until the snow melted and he was found dead in a tree. Coroners verdict - Mr Higgins did not clear the trees.</i>
6	///door.bleat.straw	6 Head through gate onto path
7	///eaten.took.prompting	7 At gate keep right to take a narrow path and continue up until you reach a stile
8	///tour.empty.slam	8 After crossing the stile turn left to follow field edge
9	///blog.shot.dozen	9 Go through 2 gates and turn right on driveway

10	///crest.port.jets	10 Through gate on left to follow North Downs Way
11	///assume.trade.deflection	11 Take a left on road. Take care
12	///status.faded.below	12 Opposite the road triangle is a small path into the woods. Take this and after a short while bend slightly right to go downhill to a crossing footpath
13	///jumped.upgrading.junior	13 Take this left to follow what is initially a narrow footpath <i>Here marks the spot where a fox had a scuffle with a rabbit</i>
14	///wrong.much.fallen	14 At the cross tracks go straight ahead past a sign for Kemsing Down
15	///quarrel.tens.accent	15 Take a left turn at the t junction track
16	///pits.eating.closed	16 Go through the gate and left
17.	///manual.trendy.discrepancy	17 Fork right at the split <i>The Manor House above you has been affectionately called 'Treacle Towers' by villagers due the original owner, Sir Oliver Lyle of 'Tate and Lyle'. No records exist about why he suddenly left. Few people know of the dark secret that exists here. In 1943 a huge storage tank of molasses burst and caused a huge wave destroying everything in its path. 3 staff died on the day, and 2 more died some years later from diabetes.</i>
18	///shot.square.mime	18 Descend the hill straight ahead on the main track
19	///inspector.straw.patrol	19 Take a left on road before reentering Common field and returning to start
20	///front.bronze.voices	Back to start
	<b>Finish</b>	Well done! 

**HAVE A GREAT DAY!** Enjoy your walk across our lovely North Downs!

Kemsing Scouts prepare young people with skills for life. By following our Halloween trail and using what3words you are not only supporting us but you are learning a new Skill4Life that can be passed on.

This is a free trail provided by Kemsing Scouts. If you would like to support our fundraising efforts we are always very happy to receive donations. Every small makes a big difference to Kemsing Scouts. You can make a donation by scanning our QR code.